






SYSTÈMES DE COULISSES

V1.24.13

TANDEM

MOVENTO

	Longueur Nominale (mm)	Coulisses (D+G)	Accouplement D	Accouplement G	Axe de synchronisation (1140mm à recouper)
 TANDEM TIP-ON INTÉGRÉ SORTIE PARTIELLE	300	550H3000T	T51.1700.04 R	T51.1700.04 L	T57.1140S
	350	550H3500T			
	400	550H4000T			
	450	550H4500T			
	500	550H5000T			
	550	550H5500T			
 TANDEM BLUMOTION SORTIE PARTIELLE	270	550H2700B	T51.1700.04 R	T51.1700.04 L	
	300	550H3000B			
	350	550H3500B			
	400	550H4000B			
	450	550H4500B			
	500	550H5000B			
 TANDEM PLUS BLUMOTION SORTIE TOTALE	250	560H2500B	T51.1700.04 R	T51.1700.04 L	
	300	560H3000B			
	350	560H3500B			
	400	560H4000B			
	450	560H4500B			
	500	560H5000B			

	Longueur Nominale (mm)	Coulisses (D+G)	Accouplement D	Accouplement G	Set TIP-ON BLUMOTION	Axe de synchronisation (1125mm à recouper) (625mm à recouper)
 MOVENTO BLUMOTION SORTIE TOTALE	350	760H3500S	T51.7601 R	T51.7601 L		
	400	760H4000S				
	450	760H4500S				
	500	760H5000S				
	550	760H5500S				
	600	760H6000S				
 MOVENTO TIP-ON BLUMOTION SORTIE TOTALE	350	760H3500S	T51.7601 R	T51.7601 L	T60L7540	T60.1125W
	400	760H4000S				T60L625W
	450	760H4500S				
	500	760H5000S				
	550	760H5500S				
	600	760H6000S				

BLOPAGE DE TABLETTE

GABARITS / ACCESSOIRES

	Blocage de tablette	Tube de synchronisation (1160mm à recouper)	Coulisses
 BLOCAGE DE TABLETTE	295H5700	ZST.1160W	TANDEM sorties totales ou MOVENTO

 65.1051.02	 ZML.0040.02	 T65.1000.02
 65.1000.01	 661.1150.HG	